



District Report Card: 2017


State: Bihar	District: Saran
Class: 3	Subject: Language
Schools: 60	Students: 1251


Participation/Coverage


Students

<div>GENDER</div> <div></div>	Boys		Girls	
	Number	%	Number	%
	563	45.00	688	55.00

<div>AREA</div> <div></div>	Rural		Urban	
	Number	%	Number	%
	1182	94.48	69	5.52

<div>CATEGORY</div> <div></div>	SC		ST		OBC		GEN	
	Number	%	Number	%	Number	%	Number	%
	198	15.83	21	1.68	913	72.98	119	9.51

<div>CWSN</div> <div></div>	LD	VI	HI	S&LD	ID	Oth
	2	0	0	2	1	3

<div>Management</div> <div></div>	Government		Government-aided	
	Number	%	Number	%
	1251	100.00	0	0.00

Average Performance of Students in Language (%)

Overall	Gender		Area		Management		Social Group			
	Male	Female	Rural	Urban	Govt.	Aided	SC	ST	OBC	GEN
69.83	70.22	69.52	69.35	78.16	69.83	0.00	71.85	64.13	69.82	67.56

Performance on Learning Outcomes (LOs)

Learning Outcomes	Description	Average Performance(%)
L304	Reads small texts with comprehension i.e., identifies main ideas, details, sequence and draws conclusions	70.88
L312	Reads printed scripts on the classroom walls: poems, posters, charts etc.	67.74

Range of Performance of Students who Answered Correctly							
Below 30%		30% - 50%		50% - 75%		Above 75%	
Number	%	Number	%	Number	%	Number	%
73	5.84	164	13.11	439	35.09	575	45.96

Lowest Performing Learning Outcomes (LOs)

1 - Reads printed scripts on the classroom walls: poems, posters, charts etc. (67.74)

2 - Reads small texts with comprehension i.e., identifies main ideas, details, sequence and draws conclusions (70.88)